



## Self Portrait Fall 2024

Megan Tarrant

Nov 16, 2024

Ava,

This morning I invited you to create a self portrait with me. You began by making a round shape for your head, before adding in your facial features. Eyes, nose, mouth, eyebrows, and even your tongue sticking out! You added your body next, as well as some legs and arms, and toes and fingers. After taking a look at your drawing for a few minutes, you realized your hair was missing! You added curly hair all around the top of your head before writing your name independently at the bottom of your paper.



### What learning is happening here?

The development of the self portrait has several factors involved including fine motor skills, eye hand coordination and confidence in their abilities. This drawing, as well as their name is one way that we see growth and development over time.

### Links to Frameworks

#### DRDP Preschool Fundamental View (2015)

##### SED 1: Identity of Self in Relation to Others

Building Middle - Describes self or others based on physical characteristics


##### LLD 10: Emergent Writing

Building Later - Uses letters or clearly recognizable approximations of letters to write own name

##### ATL-REG 1: Attention Maintenance

Exploring Later - Maintains attention, with adult support, during activities that last for extended periods of time


**PD-HLTH 4: Fine Motor Manipulative Skills**

 Exploring Middle - Grasps objects with fingers and thumb


**Habits of Mind (2000)**

---


**Persisting**

 Can and do remain focused.

**Gathering Data through All Senses**

 Stop to observe what I see.

**Creating, Imagining, Innovating**

 Strive for originality.